



PRIMERA UNIDAD DE RESCATE, REHABILITACION Y REUBICACION DE FAUNA SILVESTRE, ENDEMICA Y EXOTICA DE MEXICO


ESTADO ANALITICO MENSUAL DE INGRESOS  
AL 31 DICIEMBRE DE 2023

Rubro de Ingreso	Presupuesto Vigente	ENE	FEB	MAR	ABR	MAY	JUN	JUL	AGO	SEP	OCT	NOV	DIC	Total	Diferencia (Vigente-Total)
	\$3.45	\$0.89	\$0.58	\$0.32	\$0.33	\$0.19	\$0.18	\$0.36	\$0.34	\$0.15	\$0.07	\$0.08	\$0.16	\$3.45	\$0.00
62 OTROS INGRESOS Y BENEFICIOS VARIOS	\$0.00	\$0.00	\$0.00	\$0.00	\$0.00	\$0.00	\$0.00	\$0.00	\$0.00	\$0.00	\$0.00	\$0.00	\$0.00	\$0.00	\$0.00
62 01 UNIDAD DE RESCATE, REHABILITACION Y REUBICACION DE FAUNA:	\$3.45	\$0.89	\$0.58	\$0.32	\$0.33	\$0.19	\$0.18	\$0.36	\$0.34	\$0.15	\$0.07	\$0.08	\$0.16	\$3.45	\$0.00
62 00 INTERESES GANADOS BANCOMER	\$316,635.70	\$100,279.04	\$10,897.36	\$19,300.00	\$9,900.00	\$40,313.30	\$58,400.00	\$18,750.00	\$10,800.00	\$10,660.00	\$11,773.00	\$18,763.00	\$6,800.00	\$316,635.70	\$0.00
73 INGRESOS POR VENTA DE BIENES Y SERVICIOS															
73 01 CUOTAS DE RECUPERACION	\$145,500.66	\$16,490.00	\$9,497.36	\$7,300.00	\$6,000.00	\$33,563.30	\$41,500.00	\$5,450.00	\$5,400.00	\$4,550.00	\$5,200.00	\$5,150.00	\$5,400.00	\$145,500.66	\$0.00
73 01 DONATIVOS	\$171,135.04	\$83,789.04	\$1,400.00	\$12,000.00	\$3,900.00	\$6,750.00	\$16,900.00	\$13,300.00	\$5,400.00	\$8,110.00	\$6,573.00	\$13,613.00	\$1,400.00	\$171,135.04	\$0.00
91 TRANSFERENCIAS INTERNAS Y ASIGNACIONES AL SECTOR PÚBLICO	\$1,782,273.00	\$126,910.00	\$108,745.00	\$148,074.00	\$146,940.00	\$94,070.00	\$174,570.00	\$94,070.00	\$174,070.00	\$135,145.00	\$153,561.00	\$133,632.00	\$292,286.00	\$1,782,273.00	\$0.00
91 01 RECURSOS FISCALES	\$0.00	\$0.00	\$0.00	\$0.00	\$0.00	\$0.00	\$0.00	\$0.00	\$0.00	\$0.00	\$0.00	\$0.00	\$0.00	\$0.00	\$0.00
91 02 RECURSOS FEDERALES	\$0.00	\$0.00	\$0.00	\$0.00	\$0.00	\$0.00	\$0.00	\$0.00	\$0.00	\$0.00	\$0.00	\$0.00	\$0.00	\$0.00	\$0.00
91 03 RECURSOS ESTATALES	\$0.00	\$0.00	\$0.00	\$0.00	\$0.00	\$0.00	\$0.00	\$0.00	\$0.00	\$0.00	\$0.00	\$0.00	\$0.00	\$0.00	\$0.00
92 TRANSFERENCIAS AL RESTO DEL SECTOR PÚBLICO (DEROGADO)	\$0.00	\$0.00	\$0.00	\$0.00	\$0.00	\$0.00	\$0.00	\$0.00	\$0.00	\$0.00	\$0.00	\$0.00	\$0.00	\$0.00	\$0.00
92 01 RECURSOS FISCALES	\$0.00	\$0.00	\$0.00	\$0.00	\$0.00	\$0.00	\$0.00	\$0.00	\$0.00	\$0.00	\$0.00	\$0.00	\$0.00	\$0.00	\$0.00
93 SUBSIDIOS Y SUBVENCIONES	\$0.00	\$0.00	\$0.00	\$0.00	\$0.00	\$0.00	\$0.00	\$0.00	\$0.00	\$0.00	\$0.00	\$0.00	\$0.00	\$0.00	\$0.00
93 01 RECURSOS FISCALES	\$2,098,912.15	\$227,400.94	\$167,374.32	\$156,840.33	\$134,383.49	\$232,970.18	\$112,820.36	\$184,070.34	\$145,805.15	\$165,334.07	\$152,595.08	\$299,086.16	\$2,098,912.15	\$0.00	
<b>TOTAL GENERAL</b>															

Bajo protesta de decir verdad declaramos que los Estados Financieros y sus notas son razonablemente correctos y son responsabilidad del emisor.

DIRECTOR

Bicr. Daniel Monroy Lazcano



COMISARIO

COORDINADORA ADMINISTRATIVA

L.C. Argelia Illy Lucero López






PRIMERA UNIDAD DE RESCATE, REHABILITACION Y REUBICACION DE FAUNA SILVESTRE, ENDEMICA Y EXOTICA DE MEXICO


ESTADO ANALITICO MENSUAL DE INGRESOS  
AL 31 OCTUBRE DE 2023

Rubro de Ingreso	Presupuesto Vigente	ENE	FEB	MAR	ABR	MAY	JUN	JUL	AGO	SEP	OCT	NOV	DIC	Total	Diferencia (Vigente-Total)
62 OTROS INGRESOS Y BENEFICIOS VARIOS	\$3.21	\$0.69	\$0.58	\$0.32	\$0.33	\$0.19	\$0.18	\$0.36	\$0.34	\$0.15	\$0.07	\$0.00	\$0.00	\$3.21	\$0.00
62 01 UNIDAD DE RESCATE, REHABILITACION Y REUBICACION DE FAUNA	\$0.00	\$0.00	\$0.00	\$0.00	\$0.00	\$0.00	\$0.00	\$0.00	\$0.00	\$0.00	\$0.00	\$0.00	\$0.00	\$0.00	\$0.00
62 00 INTERESES GANADOS BANCOMER	\$3.21	\$0.69	\$0.58	\$0.32	\$0.33	\$0.19	\$0.18	\$0.36	\$0.34	\$0.15	\$0.07	\$0.00	\$0.00	\$3.21	\$0.00
73 INGRESOS POR VENTA DE BIENES Y SERVICIOS	\$291,072.70	\$100,279.04	\$10,897.36	\$19,300.00	\$9,900.00	\$40,313.30	\$58,400.00	\$18,750.00	\$10,800.00	\$10,660.00	\$11,773.00	\$0.00	\$0.00	\$291,072.70	\$0.00
73 01 CUOTAS DE RECUPERACION	\$134,950.66	\$16,490.00	\$9,497.36	\$7,300.00	\$6,000.00	\$33,563.30	\$41,500.00	\$5,450.00	\$5,400.00	\$4,550.00	\$5,200.00	\$0.00	\$0.00	\$134,950.66	\$0.00
73 01 DONATIVOS	\$156,122.04	\$83,789.04	\$1,400.00	\$12,000.00	\$3,900.00	\$6,750.00	\$16,900.00	\$13,300.00	\$5,400.00	\$6,110.00	\$6,573.00	\$0.00	\$0.00	\$156,122.04	\$0.00
91 TRANSFERENCIAS INTERNAS Y ASIGNACIONES AL SECTOR PÚBLICO	\$1,779,349.00	\$126,910.00	\$108,745.00	\$148,074.00	\$148,940.00	\$94,070.00	\$174,570.00	\$94,070.00	\$174,070.00	\$135,145.00	\$153,561.00	\$0.00	\$0.00	\$1,356,155.00	\$423,194.00
91 01 RECURSOS FISCALES	\$0.00	\$0.00	\$0.00	\$0.00	\$0.00	\$0.00	\$0.00	\$0.00	\$0.00	\$0.00	\$0.00	\$0.00	\$0.00	\$0.00	\$0.00
91 02 RECURSOS FEDERALES	\$0.00	\$0.00	\$0.00	\$0.00	\$0.00	\$0.00	\$0.00	\$0.00	\$0.00	\$0.00	\$0.00	\$0.00	\$0.00	\$0.00	\$0.00
91 03 RECURSOS ESTATALES	\$0.00	\$0.00	\$0.00	\$0.00	\$0.00	\$0.00	\$0.00	\$0.00	\$0.00	\$0.00	\$0.00	\$0.00	\$0.00	\$0.00	\$0.00
92 TRANSFERENCIAS AL RESTO DEL SECTOR PÚBLICO (DEROGADO)	\$0.00	\$0.00	\$0.00	\$0.00	\$0.00	\$0.00	\$0.00	\$0.00	\$0.00	\$0.00	\$0.00	\$0.00	\$0.00	\$0.00	\$0.00
92 01 RECURSOS FISCALES	\$0.00	\$0.00	\$0.00	\$0.00	\$0.00	\$0.00	\$0.00	\$0.00	\$0.00	\$0.00	\$0.00	\$0.00	\$0.00	\$0.00	\$0.00
93 SUBSIDIOS Y SUBVENCIONES	\$0.00	\$0.00	\$0.00	\$0.00	\$0.00	\$0.00	\$0.00	\$0.00	\$0.00	\$0.00	\$0.00	\$0.00	\$0.00	\$0.00	\$0.00
93 01 RECURSOS FISCALES	\$2,070,424.91	\$227,189.73	\$167,374.32	\$156,840.33	\$134,383.48	\$232,970.18	\$112,820.36	\$184,870.34	\$145,805.15	\$165,334.07	\$0.00	\$0.00	\$0.00	\$1,647,230.91	\$423,194.00
<b>TOTAL GENERAL</b>															

Bajo protesta de decir verdad declaramos que los Estados Financieros y sus notas, son razonablemente correctos y son responsabilidad del emisor.

  
DIRECTOR  
Bto. Daniel Monroy Lazcano

  
COMISARIO  
COMISARIO

  
COORDINADORA ADMINISTRATIVA  
L.C. Angelia Illaly Lucero López